



SOLUCIONES DIGITALES

TEGRITY - CONNECT

McGraw Hill
Higher Education

Mc
Graw
Hill

connect®

The logo for Tegrity, featuring a blue circle with a white lowercase 't' inside, followed by the word 'egrity' in a blue, lowercase, sans-serif font. A small red dot is positioned above the 'i', and a registered trademark symbol (®) is located at the end of the word.

<http://help.tegrity.com/>

no messages to show

Assignments to grade

Assignments + Add Assignment

Title	Shared	Info	Start-due	Show/hide
Tarea 1. Introducción a las Finanzas	👤	📄	01/31/20-03/31/20	👁️
SB Introduction to Corporate Finance	👤	📄	01/31/20-02/09/20	👁️
Tarea 1. Introducción a las Finanzas (Versión Final)	👤	📄	02/05/20-02/12/20	👁️
Tarea 4. Valor Presente	👤	📄	02/20/20-03/04/20	👁️
SB Tarea 3. Sección 2.1. Chapter 2 How to Calculate Present Values	👤	📄	02/20/20-02/27/20	👁️
SB Tarea 4. Secciones 2.2, 2.3 y 2.4. Chapter 2 How to Calculate Present Values	👤	📄	03/11/20-03/22/20	👁️
Tarea 5. Present value, Future value, Interest rates, Annuities	👤	📄	03/11/20-03/22/20	👁️
Tarea 6. Anualidades y Perpetuidades con crecimiento	👤	📄	03/11/20-03/22/20	👁️
Tarea 7. Repaso Primer Parcial	👤	📄	03/17/20-03/22/20	👁️
TAREA 8. Primer Parcial Muestra	👤	📄	03/17/20-03/22/20	👁️
SB Tarea 9. Chapter 3: Valuing Bonds	👤	📄	11/18/19-12/01/19	👁️
SB Tarea 10. Chapter 10: The Value of Common Stocks	👤	📄	11/18/19-12/01/19	👁️
SB Tarea 11. Chapter 5: Net Present Value and Other Investment Criteria	👤	📄	11/18/19-12/01/19	👁️
SB Tarea 12. Chapter 6: Making Investment Decisions with the Net Present Value Rule	👤	📄	11/18/19-12/01/19	👁️

Instructor view Student view

Section info

Instructor
Juliana Gudiño
Add your photo, email address, office hours

Sections and colleagues

eBook
Brealey, Principles of Corporate Finance, 13e
Richard Brealey, 13e

Section web address:
If you are pairing with an LMS, do not use the section web address. Click here for further instructions for your students.
<https://connect.mheducation.com/class/j-gu>

Upload syllabus

Section performance

87.83%* Section average for 8 assignment(s)

score (%)

assignments

*As of 03/16/2020 06:39 PM -06:00

Look up a student in this section:
Enter student's name here

go to my Connect gradebook

your recorded lectures

Record, view and manage all of your lectures for this section at any time.
find out more



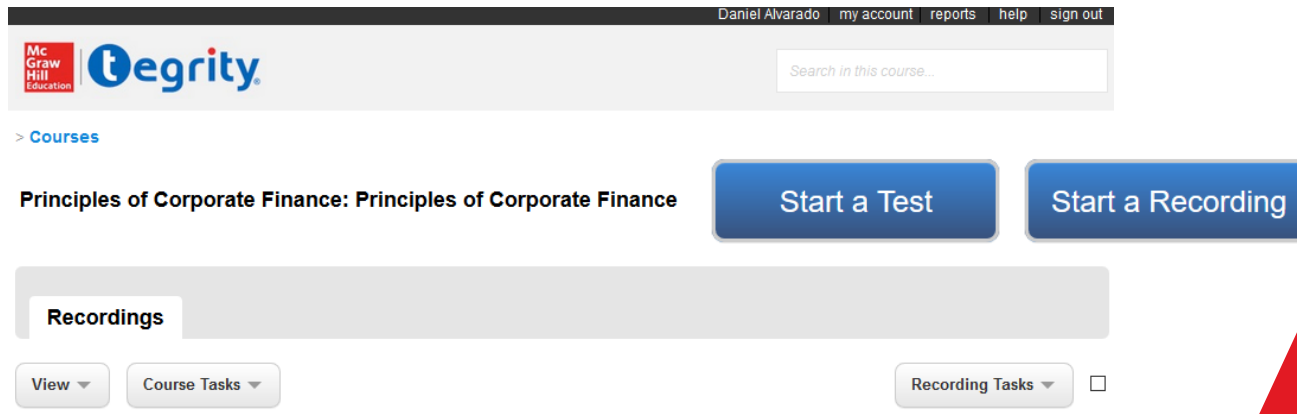
Grabación de cursos para el acceso de tus estudiantes en cualquier momento y en cualquier lugar

1

Descarga la aplicación.

<https://myclasses.tegrity.com/api/download/recorder/downloadinstaller?token=pgyRlv-WUaqEiO7o-6Nog&isMac=False>

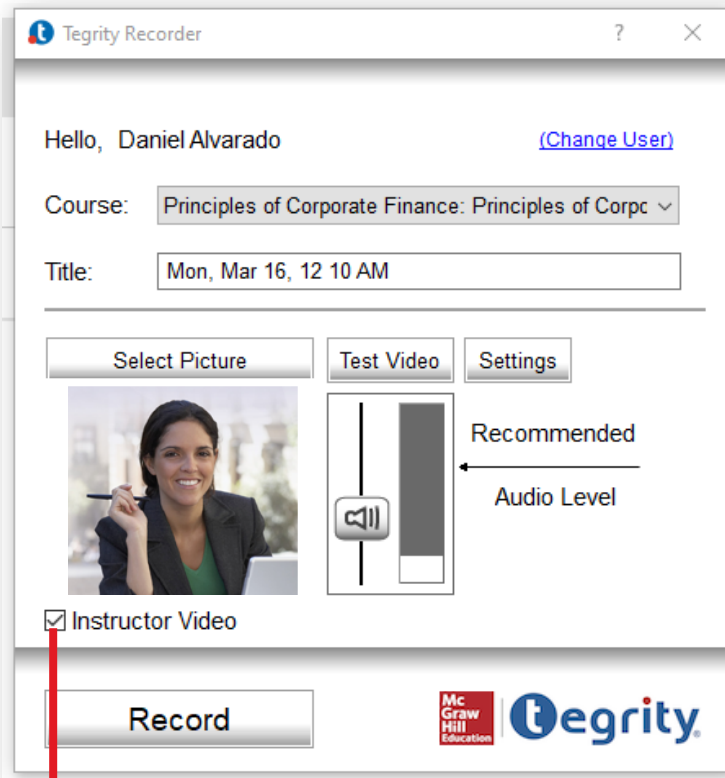
2



The screenshot shows the Tegrity user interface. At the top, there is a navigation bar with the user's name 'Daniel Alvarado' and links for 'my account', 'reports', 'help', and 'sign out'. Below this is the McGraw-Hill Education logo and the Tegrity logo, followed by a search bar labeled 'Search in this course...'. A breadcrumb trail shows '> Courses'. The main content area displays the course title 'Principles of Corporate Finance: Principles of Corporate Finance' with two prominent blue buttons: 'Start a Test' and 'Start a Recording'. Below the course title is a 'Recordings' section with a search bar. At the bottom of the interface, there are three dropdown menus: 'View', 'Course Tasks', and 'Recording Tasks', along with a small square icon.

Selecciona Start a Recording o Start a Test

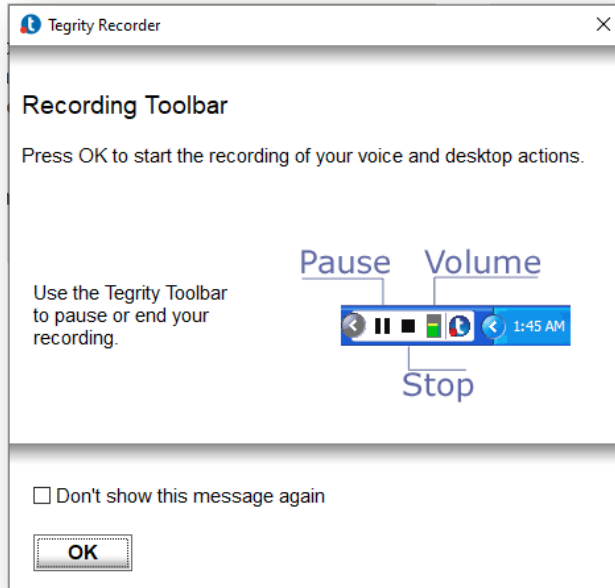
3




Seleccionemos el nombre de la actividad, ajustes generales, video o imagen del instructor y hagamos clic en “Record”.

Si seleccionamos esta opción, todo lo que se ve en el monitor y en la cámara, es visible para los alumnos.

4

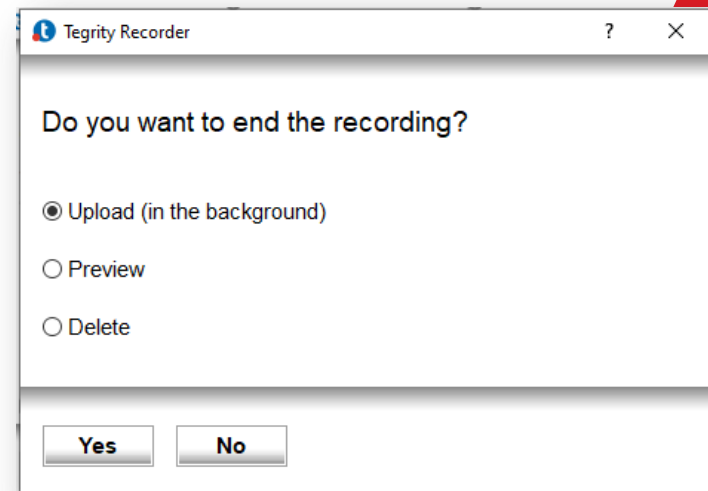


En la barra de tareas de tu computadora, aparecerán las opciones para el uso de Tegrity



5

Al finalizar, podemos subir el video, revisarlo o eliminarlo.



6

The screenshot shows the Tegrity interface for a course titled "Principles of Corporate Finance: Principles of Corporate Finance". At the top right, there are two blue buttons: "Start a Test" and "Start a Recording", with red arrows pointing to them from the main heading. Below these buttons are tabs for "Recordings" and "Tests", with "Recordings" selected. Underneath, there are "View" and "Course Tasks" dropdown menus. A list of recordings is shown, including one from "Mon, Mar 16, 12 10 AM" and a "Demo 1". A "Recording Tasks" dropdown menu is open, showing options like "Move", "Copy", "Delete", "Publish", "Tag", "Autogenerate Captions", "Download", "Edit Recording", "Edit Recording Properties", and "Share Recording".

Publicar el video. ← Publish

Compartir el video. ← Share Recording

Añadir contenido a la grabación →

- Course Tasks
- Course Settings
- Upload a Recording
- Upload Video File
- Upload Audio File
- Add Additional Content File
- Add Additional Content Link
- Move to Past Courses

7

newconnect.mheducation.com/flow/connect.html

PRINCIPLES OF CORPORATE FINANCE - PRINCIPLES OF CORPORATE FINANCE

MENU

Mariana Palma

To Do

Calendar

Classes

Principles of Corporate Fin...

Results

Insight

Log out

Need Help?
Contact Support

connect®

Instructor

Alvarado Daniel

Course materials

Read

Brealey, Principles of Corporate Finance, 13e
Richard Brealey, 13e

Download the mobile app to read offline.

Resources

Media Bank

Recorded Lectures

Assignments

OK

Start: Mar 16, 2020 at 1:11 AM CST Due: Mar 25, 2020 at 7:10 PM CST

Las grabaciones se verán en la clase actual en el apartado “recorded lectures”



Más información sobre Tegrity para alumnos e instructores:

<http://help.tegrity.com/>

Soporte Tegrity

<http://help.tegrity.com/support>



Gracias

Daniel Alvarado

Digital Success Consultant

McGraw-Hill | Higher Education

M: (55) 1877 9806

daniel.alvarado@mheducation.com